



*Sri Lanka Association for
Artificial Intelligence*

www.slaai.lk

CONFERENCE PAPER SUBMISSION PROCESS

(USING MICROSOFT CMT)

A Step-by-Step Guide

CMT Registration Process

Navigate to a search engine in your web browser, type CMT or Microsoft CMT, then press Enter on your key board.

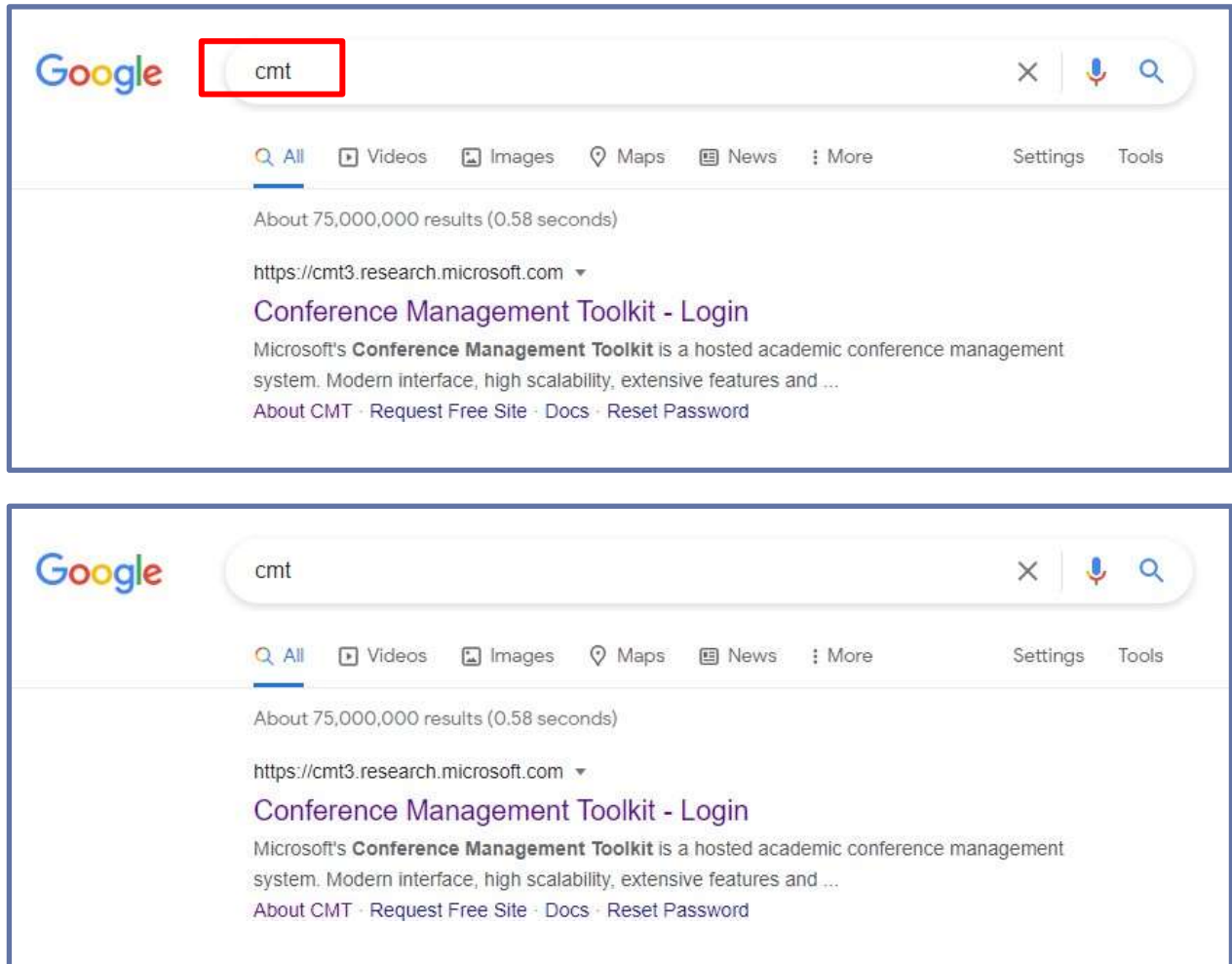


Figure 01.

- Navigate to site: <https://cmt3.research.microsoft.com/User/Login> Click “Register”.

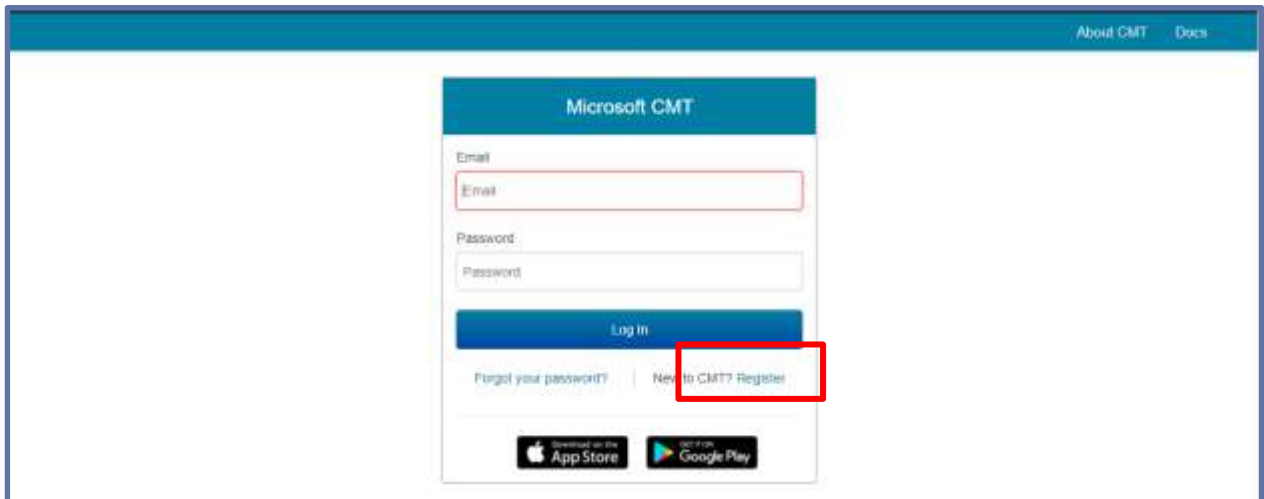


Figure 02.

- Fill out Create New Account Page. Fields with an <*> asterisk are required. (Note: the Google Scholar ID, Semantic Scholar ID and DBPL IDs are not required, however Chairs may require some users to have one or more.)

Figure 03.

External Profile Information

Google Scholar Id


Semantic Scholar Id

DBLP Id

Verification

Enter the characters you see

New | Audio



I agree to the Microsoft CMT's Author's Statement, Terms Of Use and Privacy & Cookies

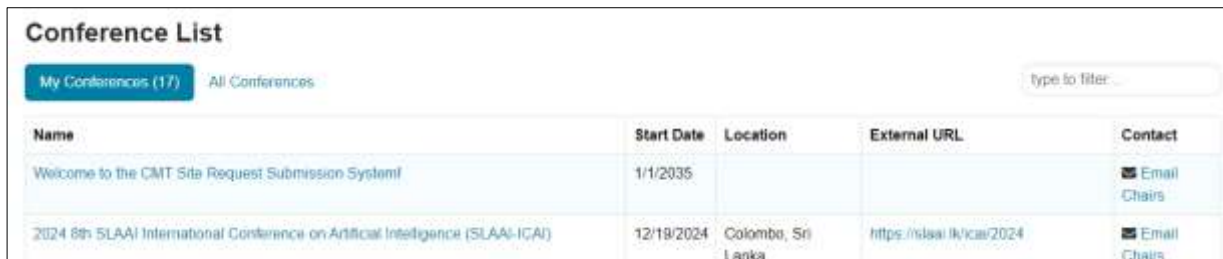
Figure 04.

Enter the captcha characters, check the Agree to Terms of Use checkbox and click **'Register.'**

--End of the CMT Registration --

Paper Submission

- If you have the conference link provided by the Chair in the Call for Papers, click on the link or copy it and paste it in a browser. If you do not have a link from a Chair or Call for Papers, you may search for the conference in CMT.
- Log into CMT and click on All Conferences to search for the Conference to which you will submit your paper.
- Once you find the Conference, click on the Conference Name link.



Name	Start Date	Location	External URL	Contact
Welcome to the CMT Site Request Submission System!	1/1/2035			Email Chairs
2024 8th SLAAI International Conference on Artificial Intelligence (SLAAI-ICAI)	12/18/2024	Colombo, Sri Lanka	https://slaaai.in/icai/2024	Email Chairs

Figure 05.

- Then you will see the Author Console page. Click on the “+ Create new submission” button.



Figure 06.

- Then the relevant track needs to be selected before the 'Create New Submission' page appears.

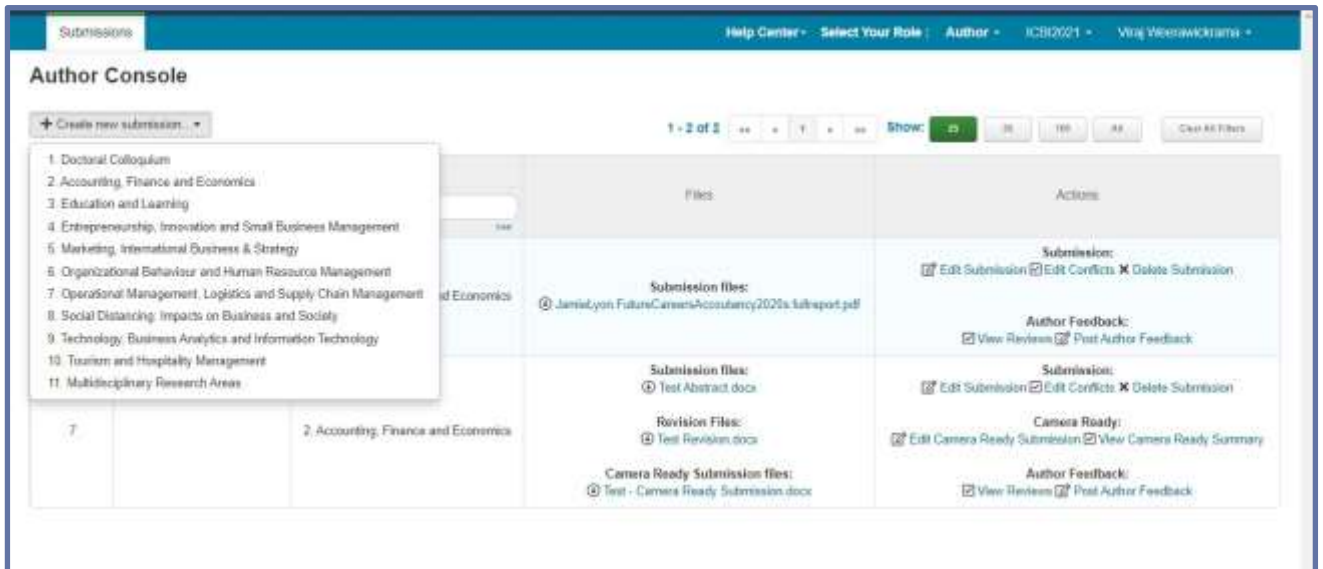


Figure 07.

- Then the '**Create New Submission**' page will appear. Depending upon how it is set up by the Chair, this page will take on different looks. When all sections are enabled, the Create New Submission page will look like the image below.
- Required fields are marked with an <*> asterisk.

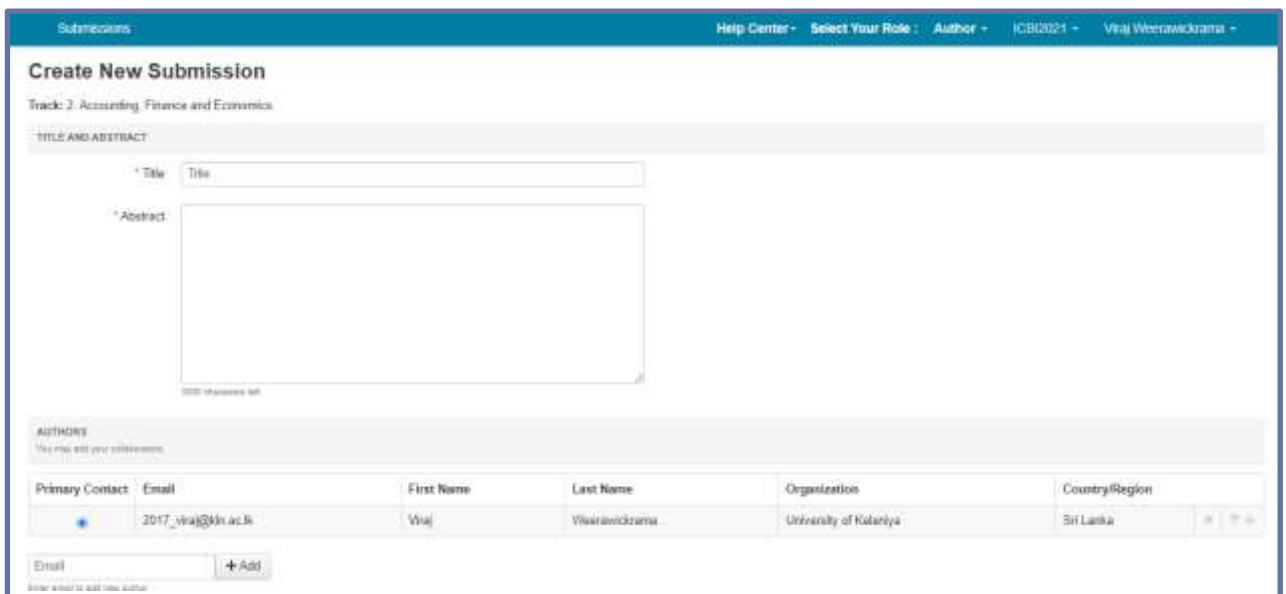


Figure 08.

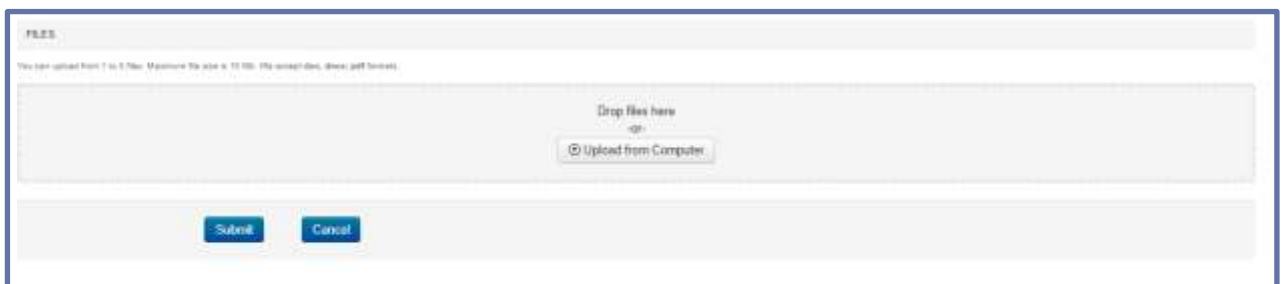


Figure 09.

- The Title field is for the title of the paper.
- The Abstract field is where you put the summary of your paper. Note, you are allowed to submit the Title and Abstract without uploading file(s) when creating a submission. You can edit the submission subsequently to upload file(s) before paper deadline.
- To add a co-author, enter the co-author's email address into the field and click add.

Create New Submission
Track: 2: Accounting, Finance and Economics

TITLE AND ABSTRACT

* Title: Impact of trade credit utilization and firm performance

* Abstract: of the companies, with the purpose of strength the model, researcher has included three control variables to the model of the study. The sample of this study is all the listed manufacturing companies in CSE during the period of 2009 to 2016. Basically there were 41 listed companies in the sample and due to the unavailability of data, only 31 listed manufacturing companies were selected for the final analysis. Panel data regression was used to analyze the data using Eviews software. According to the results of the study, profitability is positively influenced by trade credit accounts payable and short-term debts. Furthermore, liquidity level is positively related to the profitability, while firm age and firm size are negatively related to the profitability.

AUTHORS
You may add your coauthors.

Primary Contact	Email	First Name	Last Name	Organization	Country/Region
<input type="radio"/>	2017_vraj@kln.ac.li	Vraj	Waranwickrama	University of Kelaniya	Sri Lanka

Email + Add
Enter email to add new author.

Figure 10.

- You may change the Primary Contact to the co-author by clicking Primary Contact radio button in co-author's row.
- To upload file for your paper, drag and drop the file into the dotted region or click the **“Upload from Computer”** button. Please note the number of files you may upload, the size and the type of documents allowed.
- Uploaded file will not be saved unless the Submit button at the bottom of the form is clicked.

FILES

You may upload from 1 to 5 files. Maximum file size is 10 MB. We accept doc, docx, pdf formats.

Drop files here
or
Upload from Computer

Submit Cancel

Figure 11.

- Then authors will see the uploaded document/s



Figure 12.

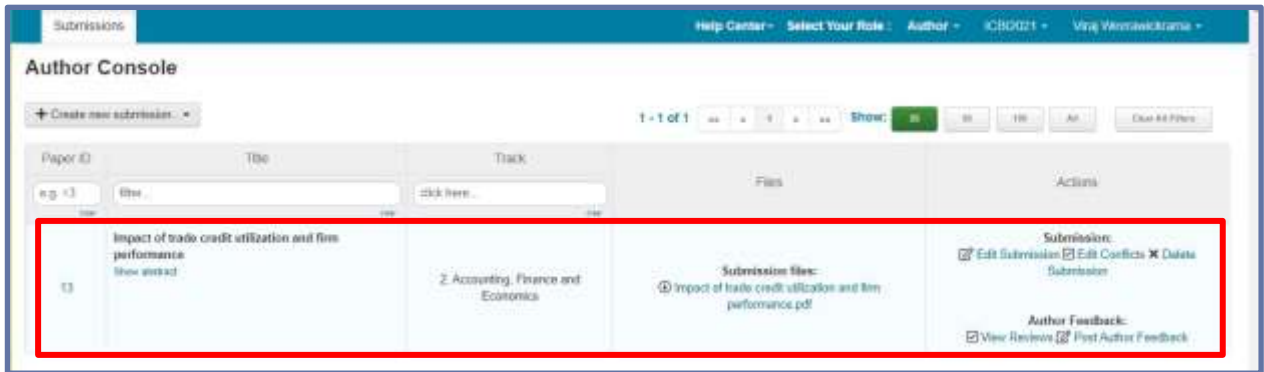


Figure 13.

- CMT generates a confirmation email to all authors and co-authors, even co-authors without a CMT account.

Have a Great Conference!

Main Reference

<https://cmt3.research.microsoft.com/SLAAIICAI2024>